

AERODUCT[®]

SMOKE CURTAINS



 www.hiraqatar.com



Intertek

Applus⁺

INDEX

Introduction	04
Automatic Smoke Curtains	05
Components	06 - 07
Roller Assembly	08
Electronic Control Systems	09 -10
Aeroduct Control Systems Operation	11
Main Features & Smoke Curtains Specification	12
Applications	13
Draft Smoke Curtains & Advantages	14

INTRODUCTION

Smoke curtains are a great way to control smoke. They're simple to install in existing structures and integrate with existing detection and response systems.

According to the National Fire Protection Association (NFPA), smoke inhalation is more likely than the fire itself to be the cause of death (i.e., burns). Smoke inhalation was estimated to be the cause of 40 percent to 50 percent of fatalities.

In order to safeguard building inhabitants from injury during a fire, you must protect them from both smoke inhalation and actual flames.

Smoke curtains, unlike other smoke control equipment like exterior exhaust vents, provide a physical barrier against smoke. When deployed, the smoke curtain will deploy vertically from its housing located in the ceiling. These curtains can seal off doorways and elevators, and they can even form an independent perimeter around staircases and atriums where no walls are present.

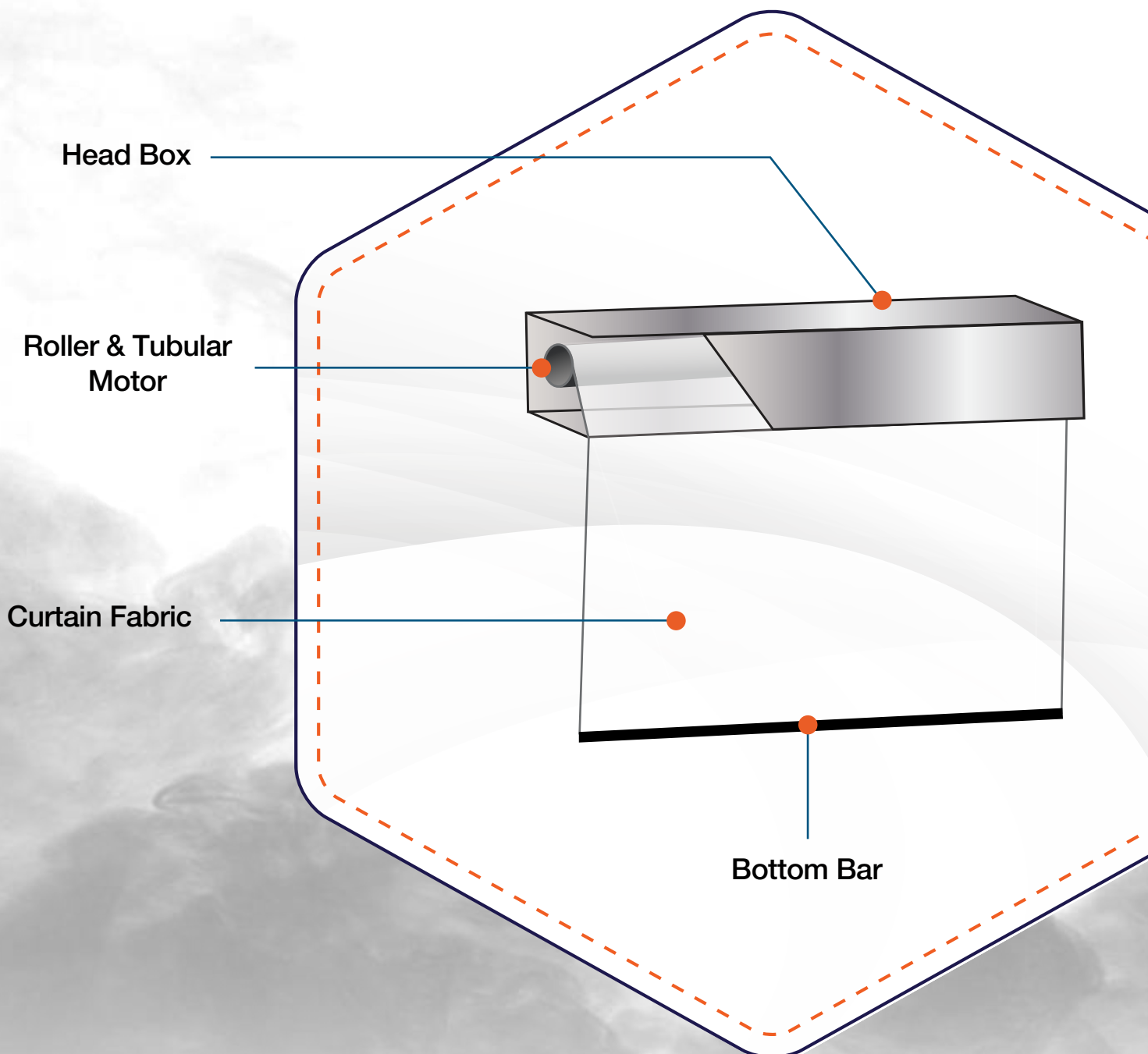
There are several styles of smoke curtains, making them an excellent alternative for building owners who want to effectively manage smoke.

AUTOMATIC SMOKE CURTAINS

Aeroduct Automatic Smoke Curtains contribute in smoke management of a building by channelising the movement of smoke to smoke extraction points or by creating reservoirs to slow down the spreading of smoke.

Curtains remain virtually invisible in their retracted position within the compacted head-box.

When signalled by a local detector or fire alarm system, the curtain descends to the operational level using the gravity fail safe system.



COMPONENTS

Head Box

The steel head box houses the roller, fabric and motor within the casing creating a small compact package that is above the ceiling and not visible.

The curtain head box is manufactured from 1.2 mm galvanised steel, the enclosure is rated at the same temperature as the curtain fabric. Removable cover plates are incorporated to allow access to the curtain rollers. Standard head box sizes are 170 mm x 170 mm for single rollers (maximum width 5.0 m) and 210 mm x


375 mm for multiple rollers (over 5.0 m wide). Larger head

boxes may be required where the curtain drop is in excess of 3 m.

Over/under configuration for long runs of overlapping curtains. It can be powder coated to any RAL color.

Aeroduct[®] Roller


Aeroduct Roller drives a 76 mm steel roller tube to retract and deploy the fabric from normal position in the head box to its operational position. Factory assembled and fitted inside roller barrel.



Curtain Fabric

An important component of a Smoke Curtain system is the fabric. The fabric is designed to withstand heat and fire, including temperatures up to 600 °C.

When tested in accordance with BS EN 12101-1 using the Aeroduct fabric, the complete assembly achieved an integrity performance of up to 180 minutes. The fabric is special fiberglass fiber coated with a fire retardant polyurethane in both side and tailored according to required dimension.



Fabric Properties Table

Properties	
Integrity duration	180 minutes
Thickness	0.41 mm
Coated side	On both sides
Coating	Fire retardant polyurethane
Thread	Stainless steel
Standard color	Gray

Bottom Bar

The Aeroduct Smoke Curtain bottom bar provides weight and stability to the system ensuring a gravity fail safe deployment and to stabilize the curtain during descent.

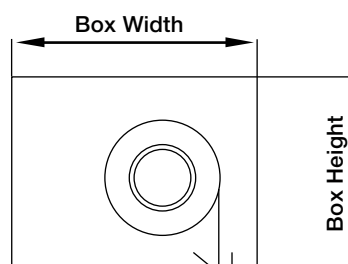

A minimum of 4 kg weight per standard motor is required to ensure that the curtain deploys properly.



ROLLER ASSEMBLY

Single Roller

Single Roller Assembly can accommodate up to 5 m width curtain.

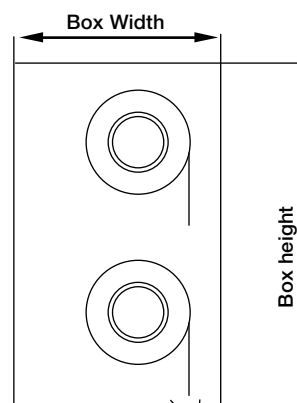


Curtain Drop	Single Roller Box	
	Width (mm)	Height (mm)
Upto 3 m	170	170
3 m to 6 m	210	210

Multiple Roller

To achieve a virtually unlimited width without the need for intermediate guide rails, Multiple Rollers are arranged in an 'over-under' arrangement and neatly encased within the head box.

Multiple Rollers utilize the use of a 300 mm fabric overlap arrangement which removes the need for intermediate side guides and minimizes the potential for roller bounce.



Curtain Drop	Multiple Roller Box	
	Width (mm)	Height (mm)
Upto 3 m	170	300
3 m to 6 m	210	375

ELECTRONIC CONTROL SYSTEMS

Aeroduct® Automatic Electronic Control Systems

The system must provide for the fail safe movement of the curtain to the operational position on total loss of primary and auxiliary power. Under normal operating conditions the curtains would be held in the retracted position via the motors operating at low voltage. Upon activation of the fire alarm, the control panel will remove the supply voltage and the curtain will descend under the power of gravity in a controlled manner. A dynamic braking system housed in the motor control circuit controls the speed of descent of the curtain, this is electronically synchronised on overlapping curtains with a common bottom bar.

To retract the curtain, the control panel supplies 24v to the motor control circuits and the motors drive the curtains to the upper position. As the bottom bar or stopping bar hits the curtain head box, a current limiting circuit steps back the voltage and current, and holds the bottom bar in the retracted position.

Should the main power fail to the group control panel, the supply is automatically switched to the integral standby battery. The curtain remains in the retracted position for up to 2 hours. The curtain will remain fully operational until the battery low voltage cut off facility reads a voltage of 21v, the curtains will then safely descend under the power of gravity to the operational position.

Motor Control Panel (MCP)

- Run timer (40/80 seconds).
- Controls curtain motor gravity fail safe descent.
- Current controlled curtain ascent with no motor limit switches.
- Option for 2 stage descent functionality with motor brake fitted.
- Separate Individual Override Interface (IOI) for emergency exit on a single curtain.



Group Control Panel (GCP)

Aeroduct Group Control Panel consists of test key switch, 2 x 12v 7ah back-up batteries, LED status indicators.

Manual override for all curtains connected to a single GCP.



GCP Backup Batteries

2 x 12v 7ah back-up batteries. Used to hold the curtains up temporarily in the event of a main power failure. Continuously recharged. Typically up to 2 hours operation when no main power. Operational time will depend on number of motors and condition of the battery.

Group Control Panel (GCP) - Options

- Manual override facility
- Delayed descent/ascent
- Interlinking of multiple GCPs



Aeroduct[®] Tubular Motor

The Aeroduct Tubular Motor is a permanent magnet DC electrical motor. When the curtains are retracted, the Aeroduct Motor Control Panel (MCP) routes a 24v DC low voltage supply to the motor which keeps it in the retracted position.

When the fire alarm signal is triggered, the low voltage supply to the MCP is removed which in turn deploys the curtains to their fire operational position under the power of gravity.

Based on weight of the curtain, 20W and 40W Nominal Power are selected.

Applications

A multi-level atrium can be a beautiful and welcoming architectural feature to any building, creating a sense of openness and bringing in natural light. But several stories of open space pose unique challenges when it comes to fire & smoke safety planning. In the event of a fire, an atrium without the proper smoke and fire control technology can facilitate the rapid spread of smoke from one floor to the next, leading to extensive property damage and creating dangerous conditions for building occupants as they evacuate. Automatic Smoke Curtains when deployed once receiving fire alarm help channilizing smoke to exhaust points & create a safer evacuation area.



Smoke Compartmentalization

To prevent spread of smoke from one zone to another smoke curtains are essential element in smoke manegement strategy in retail shops in malls, hospitals or any building having large open areas.




Parking & Basement

MAIN FEATURES

- Economical solution which often replace fixed walls, doors or other barriers.
- Easy to install and cost effective with fast lead time.
- Low Maintenance cost & high durability.
- 100% gravity fail safe descent (will operate without power), individual override operations, audio/visual alarms, emergency retract buttons, smart BMS modules, obstruction sensor and other as per the site requirement with best of R&D.
- Design solution: Bespoke designs to fit all requirements and layouts, allow architectural freedom with space usage.
- Width and drops: Aeroduct[®] Smoke Curtains are designed to cover unlimited width.

SMOKE CURTAINS SPECIFICATION

Aeroduct [®] Smoke Curtains		
Model	HSC-03	
Dimension of barrier	Width	Unlimited
	Height	6375 mm
Curtain fabric withstand temperature	°C	upto 600 degree
Integrity duration	Minutes	180



Testing Standards

Aeroduct Smoke Curtains are tested in accordance with standards below:

Aeroduct [®] Smoke Curtains	
Testing standards	BS EN 12101-1
	Fire integrity , smoke leakage & mechanical stability
	Tested in single and multiple barrel orientation
Compliance	Applus-Third part accreditation
Fire resistance E	180 minutes

DRAFT SMOKE CURTAINS



Aeroduct Draft Curtains are an effective solution designed to provide protection against smoke spread in commercial and industrial structures. Secured to structured steel, draft curtains ensure smoke and hot gases arising from the fire to be channelized to exhaust and extracting point.

ADVANTAGES

- Customized designs to fit all requirements & layouts
- Lightweight: Reduction in load bearing
- Very easy in installation
- The Static Curtain entail a very low level of maintenance
- Draft Curtains are designed to cover unlimited width



Global Footprint



Sales Units



Sales & Manufacturing Units

AERODUCT[®]
SMOKE CURTAINS



Hira Technologies Private Limited
Plot I-02 (Part-II) Khed City Zone-DTA
Kanhersar, Khed, Pune -410 505.

Hira WLL,
Doha, P.O Box 31179
P: +974 4467 4779
F: +974 4467 3514
E-mail: enquiry@hiraqatar.com